
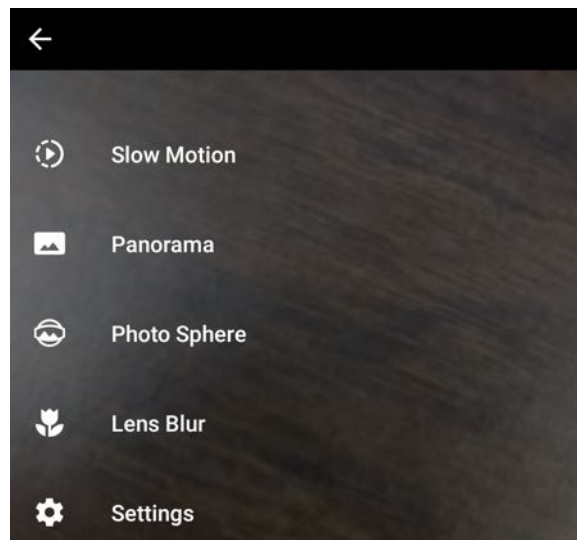


Android recording and upload instructions

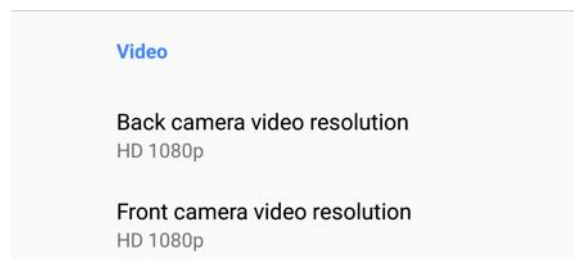
1. Find the camera app on your device (icon below) and tap it to start.



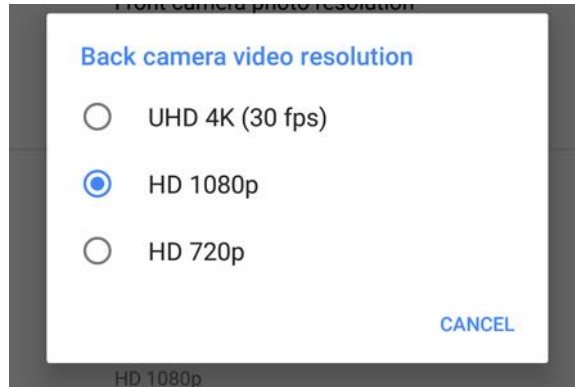
2. Set the camera to 1080p recording. First, tap on **the 3 lines** on the top left.



3. Now tap on **Settings**





4. Tap on **Back Camera video resolution**

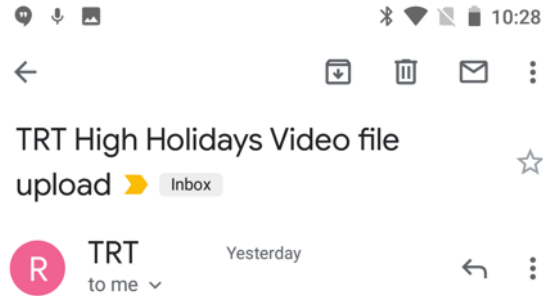


5. Tap on **HD 1080p**, then exit out of settings back to camera mode.
6. Select **VIDEO** record mode tapping the video camera icon.



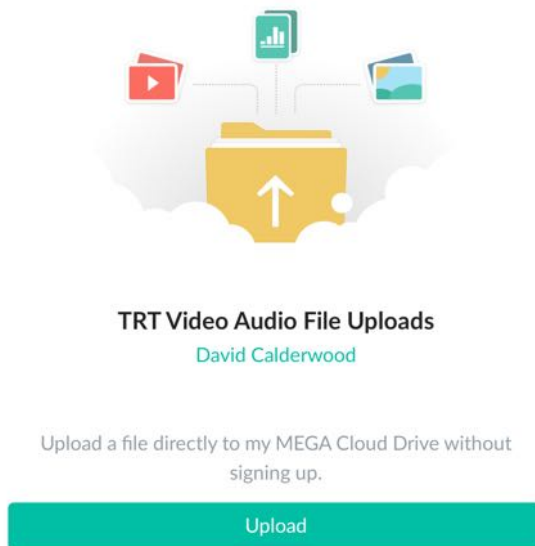
Be sure to hold the phone sideways as shown:

7. Tap  to record, following the TRT High Holiday Video Recording Tips.
8. When done, tap  to stop.
9. Pull up the email with the instructions and the upload link:

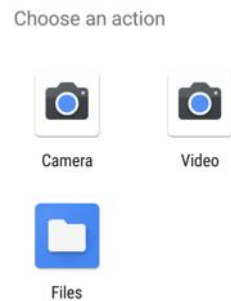


Here's the site for our TRT file uploads:
<https://mega.nz/megadrop/...>

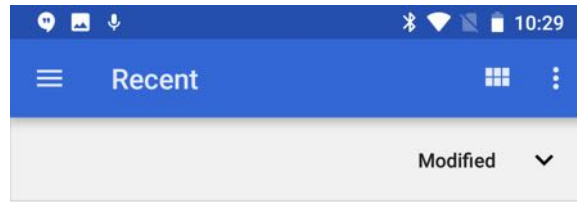
10. Tap the **site link** to open the web browser:



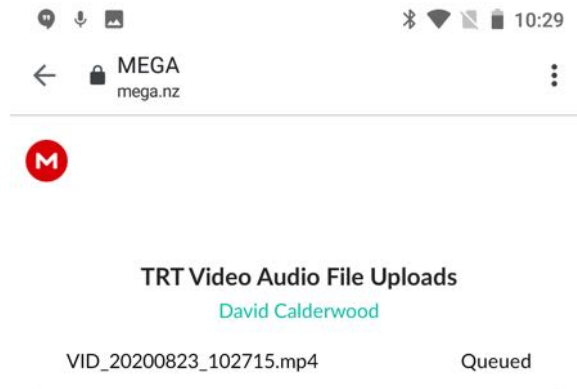
11. Tap the **Upload** button



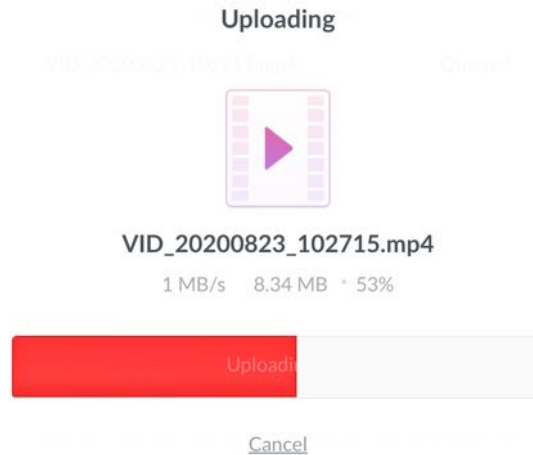
12. Tap **Files**



13. Tap on the video you recorded.



14. Wait a bit. The video will upload shortly.



15. You're done!